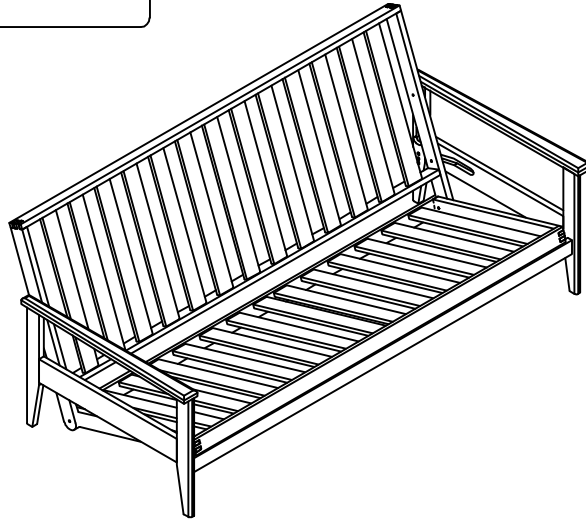


Assembly Instructions

Sofa Bed - Kobe Three Seat

Ropo no:



FUTON
C O M P A N Y



Please read these instructions very carefully before you begin to ensure that your Futon Company sofa bed will give you many years of satisfaction

Thank you for buying a Futon Company product.

We are constantly striving to improve everything we do, but occasionally mistakes do occur. In the unlikely event that you find any part missing, please call your nearest Futon Company store and we will arrange for the despatch of an immediate replacement. Please keep all packaging until you have checked every part and assembly of your Futon Company product is complete.

version number:1

product code: SB3 KOBE


Date: 04/11/17

experts in small space living

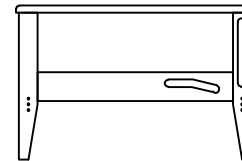


Part Checklist

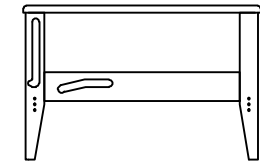
Please count and check every component very carefully before you begin




① Cross Rail x 2




② LH Side arm x 1



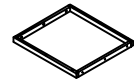
③ RH Side arm x 1



④ Back panel x1



⑤ Seat panel x1



⑥ Seat support x1



Fittings Checklist

Please count and check every component very carefully before you begin



① Bolt x4



② Allen Head Bolt x4



③ Runner Wheel x4



④ Pressure Plate x4



⑤ Pin X2



⑥ Small Washer x4



⑦ Allen Nut x4



⑧ Dowel x8



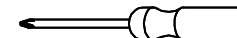
⑨ Allen Key x1



⑩ Small Spanner x1



⑪ Screw x 12



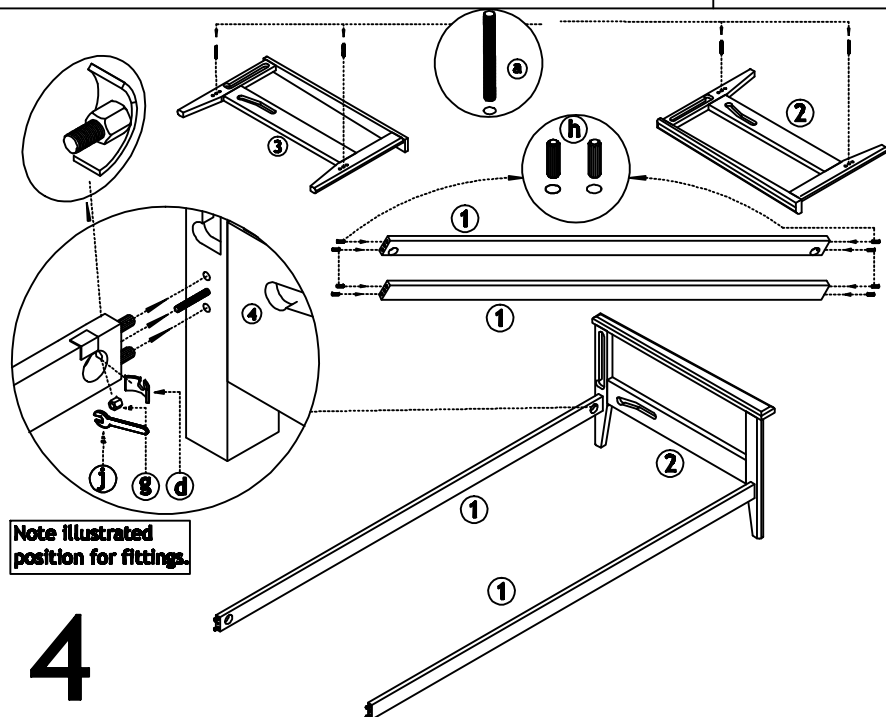
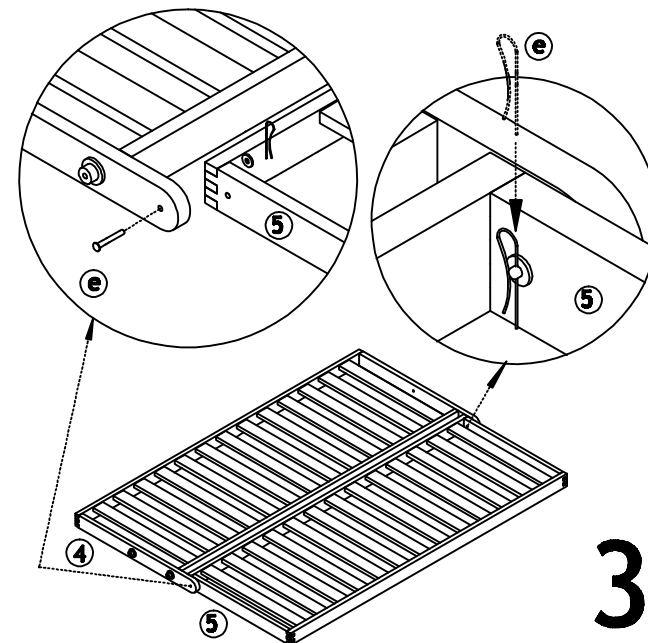
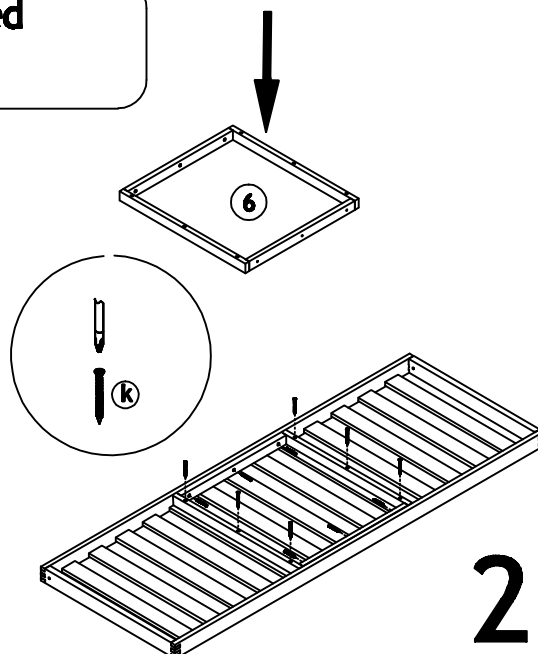
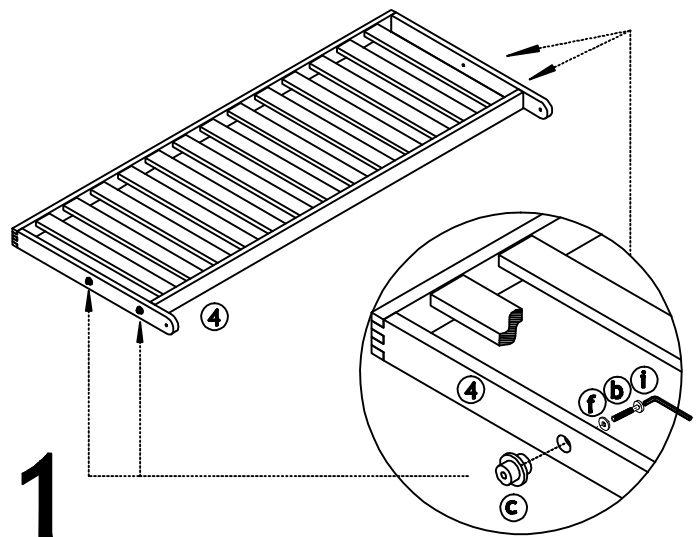
* Cross head Screwdriver also required for assembly



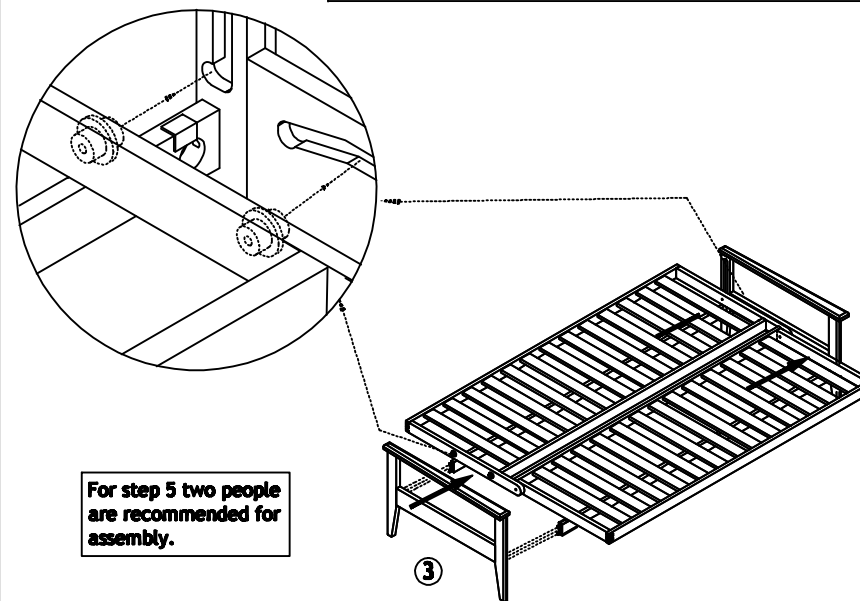
How To Assemble Your Sofa Bed

Please follow these instructions carefully

FUTON
C O M P A N Y



Note illustrated position for fittings.

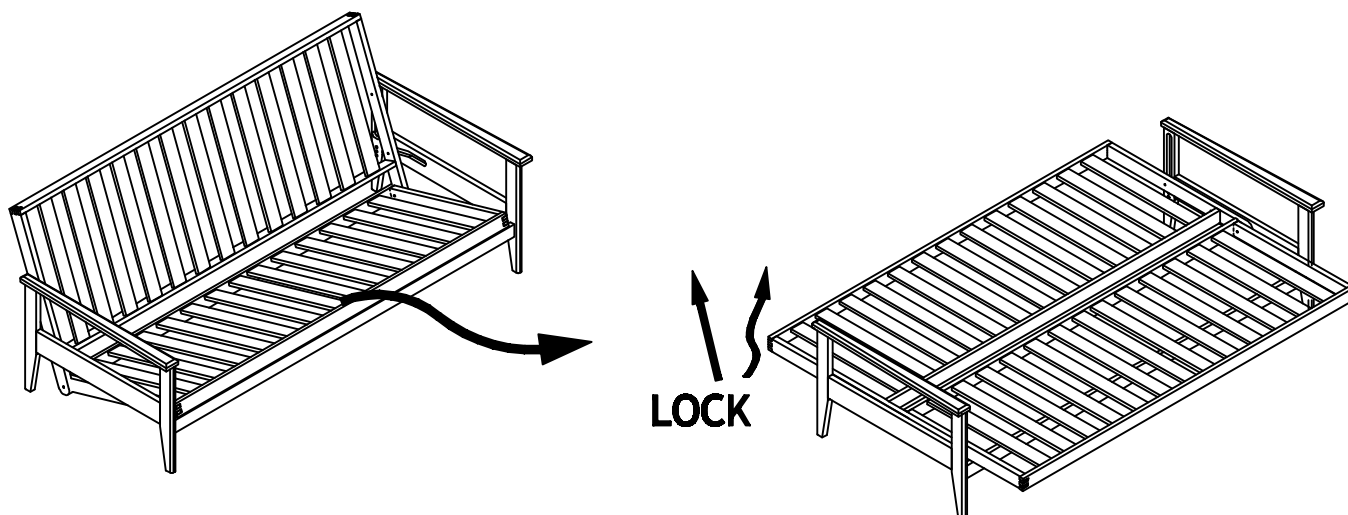


For step 5 two people are recommended for assembly.



How To Use

Please read carefully



CONVERTING YOUR SOFA INTO A BED

Slide the back and seat deck in the direction of the arrows. After opening ensure that the frame is locked into position.

FINISH

Timber may be selected to ensure that the visible surfaces are of a higher grade than unseen surfaces. These unseen areas are not finished to the same standard as the visible surfaces.

CARE

To clean your sofa bed, wipe with a dry cloth.

IMPORTANT

To ensure maximum performance from this product, we advise that you check and tighten all bolts and screws on a regular basis to avoid damage and strain to parts.

GUARANTEE

This instruction leaflet forms part of your guarantee, please retain it. The ROPO number along with your invoice number will need to be quoted in all correspondence with Futon Company.

Thank you for choosing Futon Company.